

Supporting your child to understand questions Parent Workshop

Parent Workshop Resource Pack

Bi-Borough SLT Levels of Support

The Bi-Borough School Aged Speech, Language and Communication Local Offer is provided through Central London Community Healthcare (CLCH) NHS Trust and the Bi-Borough Inclusion Service. The Whole System Approach works at a universal, targeted and specialist level, providing training and guidance to professionals and parents at all levels to identify and meet the needs of school aged children.

A child/young person may receive several packages from different levels at the same time, with specialist level interventions based on their need at a given moment in time.

Understanding questions overview

Supporting your child to understand questions is a parent workshop

designed to support you to understand levels of questioning, so that you can ask your child questions at their level of understanding and support them to develop their understanding to the next level.

Understanding Questions Pack

This parent resource pack is designed to give you some further ideas to support your child's understanding of questions at home.

How will understanding questions help my child?

- Support their understanding and participation in conversations
- Support access to the curriculum

What further support is available to my child in school?

Your child may be included in a 'Language for Thinking' group in school.

Speak to your child's SENCo or
Class Teacher for further
information about this.

Pack Overview

What's Included?

Page	Resource
7	Blanks level questions bookmark
8	What are Blanks Level 1 Questions?
9	What are Blanks Level 2 Questions?
10	What are Blanks Level 3 Questions?
11	What are Blanks Level 4 Questions?

Page	How To... Guides
12	Use Blanks Questions when reading
13	Use Blanks Questions in the playground

Blank level questions

What are Blank’s level questions?

A model developed by Blank, Rose and Berlin (1978) to show the development of questions.

Level 1	Naming	The child is asked to name, find or notice something within their immediate environment. They can respond using a single word/ pointing.
Level 2	Describing	The child is asked to describe a given object or person. They may be required to understand/ use concepts.
Level 3	Retelling	The child is asked to sequence pictures and events in order and make predictions.
Level 4	Justifying	The child is asked to explain or justify why or how.

What will Blank level questions support?

- ❖ To check understanding
- ❖ Stimulate thinking
- ❖ Help solve problem
- ❖ Support social understanding and interaction

How to use the Blank level questions?

You can incorporate Blank level questions throughout the day. Here are some examples of activities.

Activity	How to	Resources
Reading	<ul style="list-style-type: none"> - Read a book together - Ask your child questions in relation to the book, at their level of understanding 	A book How to guide https://communicationhub.org/wp-content/uploads/2022/12/How-To-Use-Blanks-Questions-when-Reading.pdf
Cooking	<ul style="list-style-type: none"> - Bake a cake together - Ask your child questions, at 	Equipment to bake a cake Blank questions bookmark

	<p>their level of understanding.</p> <p>For example, L1: What is this? L2: Find something that we can stir the cake mixture with L3: Tell me how to bake a cake? L4: Why did we put the cake in the oven?</p>	
Gardening	<ul style="list-style-type: none"> - Plant a bulb in a pot. - Ask your child questions, at their level of understanding. <p>For example, L1: Show me the bulb. L2: Find the big flower pot. L3: What might happen next? L4: What could we do if the flower doesn't grow?</p>	<p>Equipment to plant a bulb Blank questions bookmark</p>
Playing in the playground	<ul style="list-style-type: none"> - Go to the park together - Ask your child questions at their level of understanding 	<p>A park How to guide https://communicationhub.org/wp-content/uploads/2022/12/How-To-Use-Blanks-Questions-in-the-Playground.pdf</p>

Top Tips

Supporting children to understand questions Parent Workshop
Parent Workshop Resource Pack

- Ask your child questions at their level of understanding and one level above.
- If your child is unable to answer the question, model the answer.

Blank level questions bookmark

Instructions to give and Questions to ask - easy to hard!



Level 1

What is it?
Show me a ...
Find one like this...
What's this called?
What did you touch?
What did you hear?
Can you say that?
What did you see?
Show me what you touched.
Show me what you heard.

Level 2

What's s/he doing?
Tell me its ... (colour, size,
shape...)
Where is he?
Who is in the story?
What things ... (can fly...)?
Find one that is ...
How are these two different?
Finish this - I like to eat ...
Find one that can ... (cut)
What is happening?

Level 3

Find one that is ... and ...
How did they ... (make the
cake)?
What could s/he say?
What will happen next?
What else ... (flies)?
Which one is not ... (an animal)?
What happened to all of these?
How are these the same?
What is a ... (car)?

Level 4

What would you do if?
Why can't we ... (swim in the
pool)?
What could s/he do?
What made it happen?
How can we tell ... (it will rain)?
Why will ... (she have to go)?
Why wouldn't ... (the boy run)?
What could we use ... (to fix it)?
Where will ... (the ball go)?
What will happen if ... ?

Following Instructions Asking and Answering Questions

If a child struggles to follow an instruction or answer a question from level 4, then try asking one from level 3.

- Repeat the question
- Emphasise key words
- Use the picture- point to relevant features
- Draw a picture to help understanding of the question
- Ask questions in a different/ simpler way
- Talk about the child's own experiences e.g. 'how did you feel when...?'
- Give a sentence starter e.g. say 'they like the film because...'
- Prompt the child to expand or explain more/ again e.g. 'tell me more about that', 'what else', 'you have a good idea- say that in a full sentence'
- Give choices e.g. 'will they go home or go to school?'

Importantly - have fun in sharing stories together.



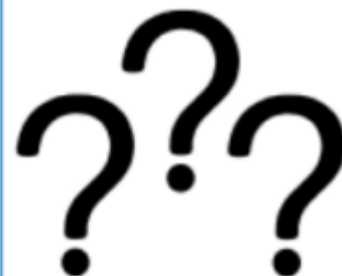
Instructions and questions can be presented in relation to pictures or text.

Model based on
"Blank, Rose and Berlin" 1978

What are...

Blanks Level 1

Questions



What are Blanks Level 1 Questions?

- Questions that ask a child to name objects.
- Questions where answers are something that the child can see in front of them.
- Questions that require a very short answer or pointing to something.

Examples of Blank's Level 1 Questions

Questions Types	Question Examples
Pointing to something	<ul style="list-style-type: none">• Point to the book• Pick up the cup• Give me the fork• Show me the teddy
Matching	<ul style="list-style-type: none">• Find me another one like this
Naming something	<ul style="list-style-type: none">• What/Who is this?
Senses	<ul style="list-style-type: none">• What can you hear / see / feel / smell / taste?
Remembering something	<ul style="list-style-type: none">• What did you see?

How to help a child answer Blanks Level 1 Questions

- Repeat the question with simpler words
- Forced choice e.g. is it a ___ or a ___?
- Give the first sound of the word
- Point or use gestures




Central London
Community Healthcare
NHS Trust

What are...

Blanks Level 2

Questions



What are Blanks Level 2 Questions?

- Questions that ask a child to describe objects.
- Questions where answers are something that the child can see in front of them.
- Questions that require a short phrase.

Examples of Blanks Level 2 Questions

Questions Types	Question Examples
Describing	• What is happening?
Remembering	• Find me one that is ___ and can ___ • Who... • What... • Where... • How...
Functions	• What is this for? • Who is ___? • Show me the one we use for ___?
Differences	• How are these different?
Categorising	• Tell me something that is a ___

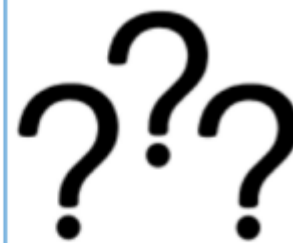
How to help a child answer Blanks' Level 2 Questions

- Repeat the question with simpler words
- Forced choice e.g., is it a ___ or a ___?
- Give the first sound of the word
- Point or use gestures



Bi-borough
Communication
Hub

What are... Blanks Level 3 Questions



What are Blanks Level 3 Questions?

- Questions that ask a child to order and group information and make predictions.
- Questions where the child needs to listen carefully and think about the answer.

Examples of Blanks Level 3 Questions


<u>Question Types</u>	<u>Question Examples</u>
Telling a story	• What happened?
Giving instructions	• Tell me how you brush your teeth • Put these pictures in order
Following instructions with multiple steps	• Put the bulb in the top, add soil with the trowel and tap it down
Giving examples with extra conditions	• Bring me a fruit that is not an apple
Defining a word	• What is a ___ ?

How to help a child answer Blanks Level 3 Questions

- Show the child or demonstrate what would happen
- Start the sentence for the child to finish
- Break the question down into parts
- Modelling similar or alternative answers (“a banana is a fruit that is not an apple, what else?”)

What are... Blanks Level 4 Questions

NHS
Central London
Community Healthcare
NHS Trust



What are Blanks Level 4 Questions?

- Questions that ask a child to explain the relationship between objects.
- Questions where answers require the child to use their reasoning skills and solve verbal abstract problems.
- Questions that require longer more complex answers.

Examples of Blanks Level 4 Questions

<u>Question Types</u>	<u>Question Examples</u>
Predicting	<ul style="list-style-type: none">• What will happen if ___?
Justifying	<ul style="list-style-type: none">• Why?
Explaining	<ul style="list-style-type: none">• Why would you use that?• Why do you like that one?• How can we tell ___?
Problem Solving	<ul style="list-style-type: none">• What could she/he do?• What would you do if ___?• If you were him/him, what would you say?

How to help a child answer Blanks Level 4 Questions

- Repeat the question with simpler words
- Forced choice e.g., is it a ___ or a ___?
- Pointing/gesture
- "Think aloud" – talk about the clues in the picture/ story and ask the children about similar experiences to help them to work out the answer.

communication
station

Bi-borough
Communication
Hub

Widgit Symbols © Widgit Software Ltd 2002-2022 www.widgit.com

How To... Use Blanks Questions when Reading



Level 1...
What can you see?
What is that?
Point to the chair / bowl / bed

Level 2...
What can the bears sit on?
What is Goldilocks doing?
How are the beds different?

Level 4...
Why does the little bear sleep in that bed?
What could goldilocks have done instead?
How do you know that the bears are feeling angry?



Level 3...
What will the bears say?
Tell me what happened in the story?
How is Goldilocks feeling?

How To... Use Blanks Questions in the Playground

NHS
Central London
Community Healthcare
NHS Trust



Level 1...

Find one like this

What can you
see/hear?

What did you touch?

Pick up the bucket

Level 2...

Find something
that can swing

What can you
climb up?

Where is the
roundabout?

Tell me something
that is a bug

Level 4...

If there was only
one person on the
seesaw, why would
it go down?

What could you do
if you fell over?

How can we tell
that it's Spring?

Why can't we climb
the tree?



Level 3...

Find the plants that are not green

Tell me how to build a sandcastle

What will happen when the ball hits the ground?

If I climb up the ladder, what will I do next?

communication
station

Bi-borough
Communication
Hub

Widgit Symbols © Widgit Software Ltd 2002-2022 www.widgit.com